

For Sale

Retail Property

18,000 SF | \$1,095,000



Eastview Plaza

1019-1047 Industry Road
Lexington, Kentucky 40505

Property Highlights

- Investment Opportunity!
- Eastview Plaza consists of +/-18,000 SF, made up of 7 local tenants
- No single unit comprises over 2,400 SF, therefore the loss of a single unit would not significantly impact the center
- Attractive southeast Lexington commercial property with very reasonable rent structure
- Located just off Winchester Road on Industry Drive near New Circle Road
- Excellent access to all parts of Lexington as well as I-64/75
- NOI: \$90,433
- Sale Price: \$1,095,000

OFFERING SUMMARY

Sale Price	\$1,095,000
Lot Size	1.03 Acres
Building Size	18,000 SF

DEMOGRAPHICS

Stats	Population	Avg. HH Income
1 Mile	1,315	\$5,532
2 Miles	47,849	\$69,234
3 Miles	93,353	\$70,309

For more information

Chad Voelkert, Vice President

O: 859 422 4408

cvoelkert@naisaac.com



Commercial Real Estate Services, Worldwide.

771 Corporate Drive, Suite 500

Lexington, KY 40503

859 224 2000 tel

naisaac.com



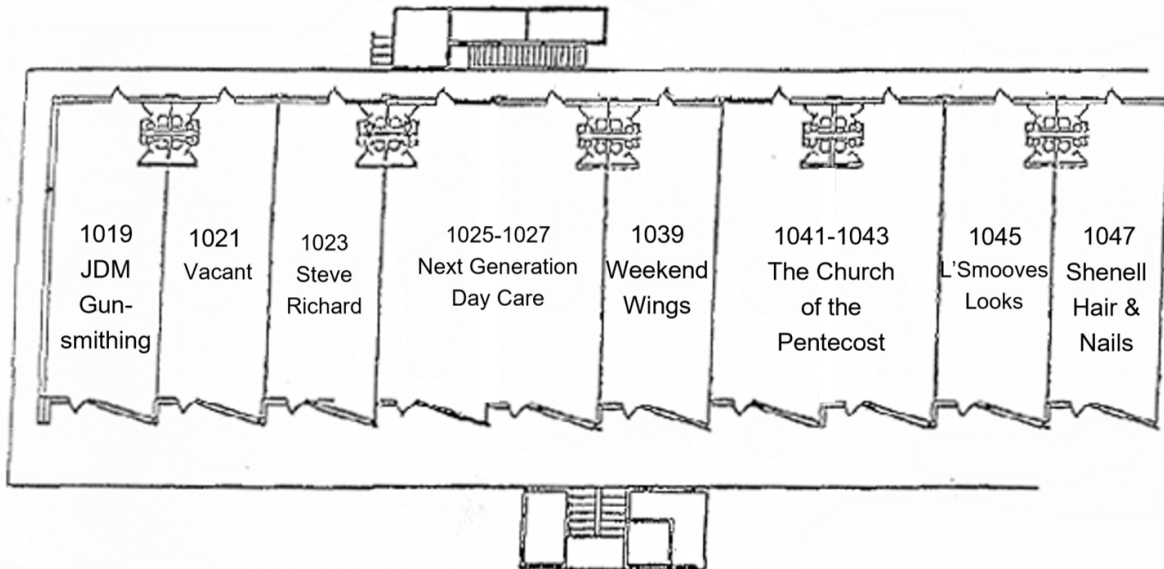
Location Maps



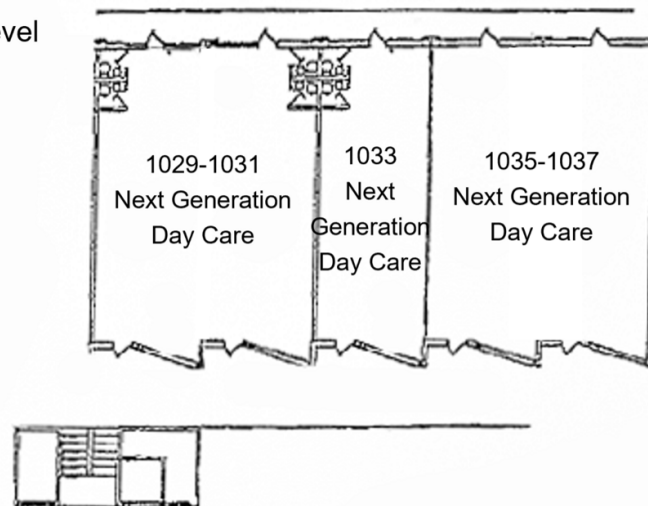
Additional Photos



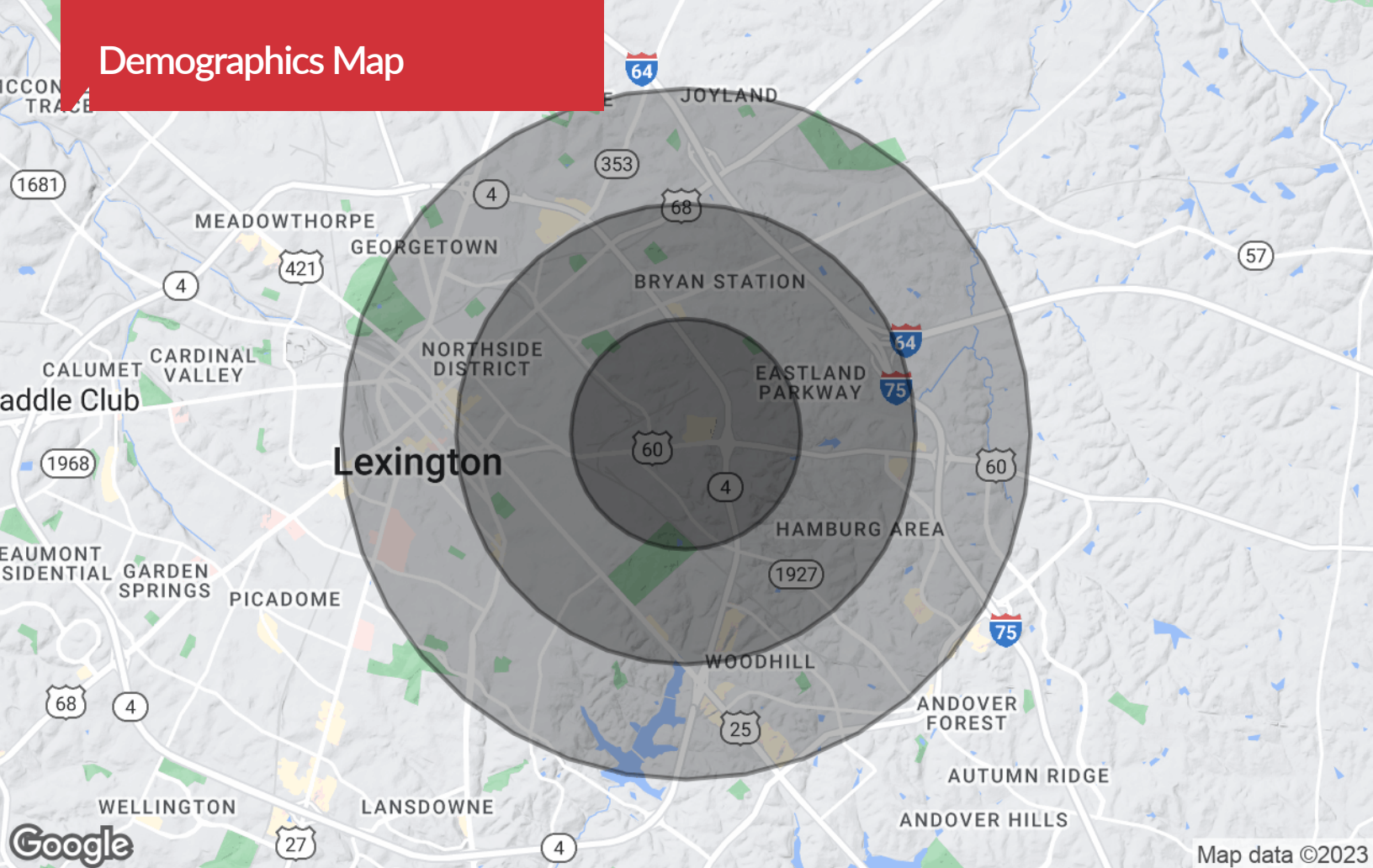
Upper Level



Lower Level



Demographics Map



Population

	1 Mile	2 Miles	3 Miles
TOTAL POPULATION	1,315	47,849	93,353
MEDIAN AGE	37.1	36.5	33.9
MEDIAN AGE (MALE)	36.0	36.1	33.3
MEDIAN AGE (FEMALE)	39.0	37.2	35.0

Households & Income

	1 Mile	2 Miles	3 Miles
TOTAL HOUSEHOLDS	4,718	21,980	39,821
# OF PERSONS PER HH	2.2	2.2	2.3
AVERAGE HH INCOME	\$5,532	\$69,234	\$70,309
AVERAGE HOUSE VALUE	\$109,963	\$187,999	\$216,054

Race

	1 Mile	2 Miles	3 Miles
% WHITE	79.4%	76.4%	74.6%
% BLACK	16.7%	19.7%	20.8%
% ASIAN	0.8%	1.2%	1.8%
% HAWAIIAN	0.0%	0.0%	0.1%
% INDIAN	0.1%	0.1%	0.1%
% OTHER	3.1%	2.5%	2.7%

Ethnicity

	1 Mile	2 Miles	3 Miles
% HISPANIC	34.8%	5.0%	6.8%

* Demographic data derived from 2020 ACS - US Census